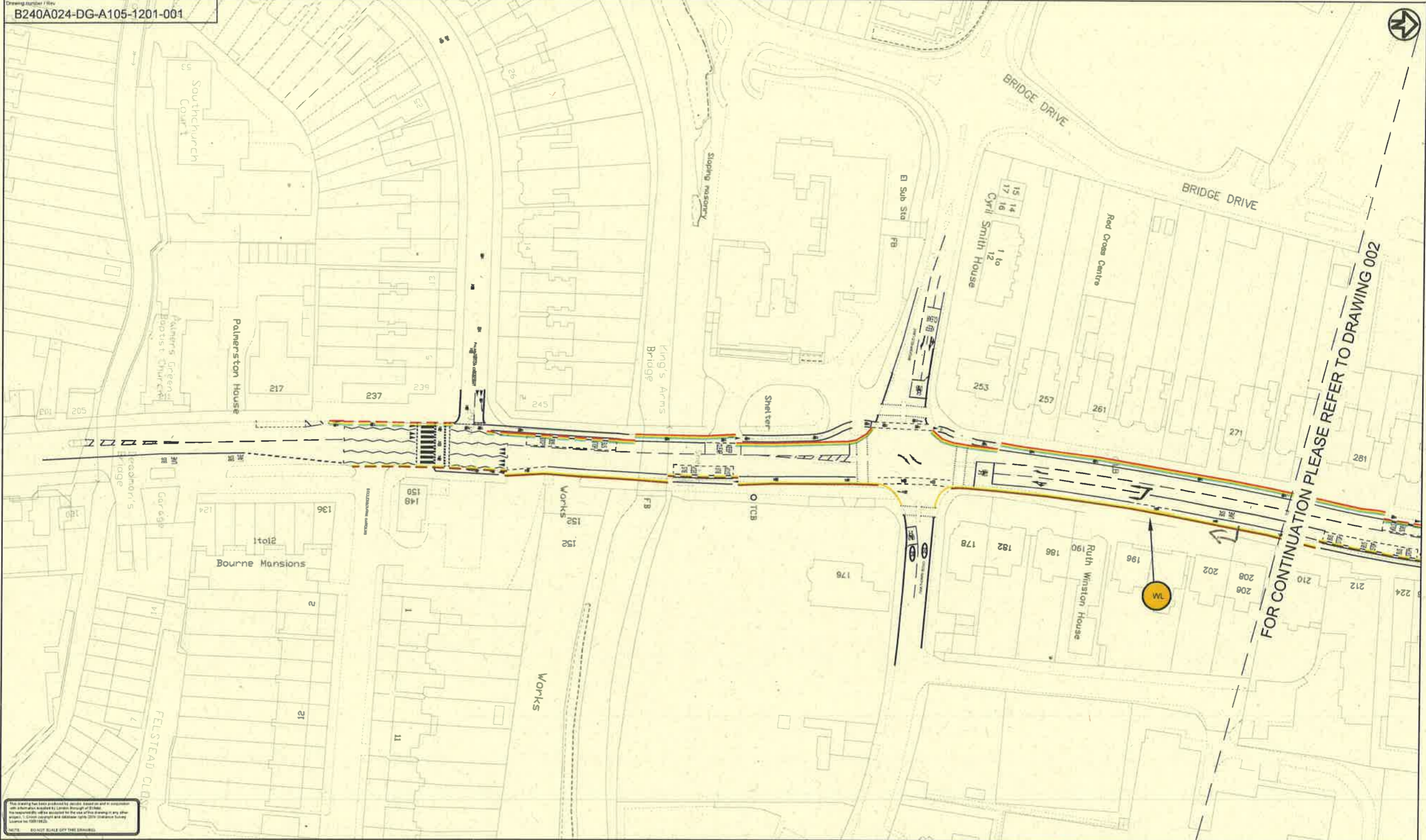


Drawing Number / Rev  
**B240A024-DG-A105-1201-001**



FOR CONTINUATION PLEASE REFER TO DRAWING 002

This drawing has been produced by means of electronic and/or computer-aided methods. It is the responsibility of the user to ensure that the drawing is used in accordance with the intended purpose and project as defined on this drawing. Refer to the contract for full terms and conditions.

| DATE |           | FOR INFORMATION     |       |         |       |       |
|------|-----------|---------------------|-------|---------|-------|-------|
| Rev  | Rev. Date | Purpose of revision | Drawn | Checked | Rev'd | Apprv |
|      |           |                     |       |         |       |       |

This drawing is not to be used in whole or part other than for the intended purpose and project as defined on this drawing. Refer to the contract for full terms and conditions.

- Key:**
- Experimental Loading Bay
  - Experimental Waiting and Loading Restrictions (Waiting)
  - Experimental Waiting and Loading Restrictions (Loading)
  - Experimental Disabled Bay
  - Experimental Stop and Shop Bay
  - Experimental Free Parking Bay
  - Experimental Pay and Display Bay
  - Dimension
  - Experimental Waiting Restrictions
  - Experimental Loading Restrictions
  - Experimental Loading Restrictions subject to other Orders

- Notes:**
- Do not scale from the drawing.
  - All dimensions are in metres unless otherwise stated.

Client: \_\_\_\_\_

Project: **CYCLE ENFIELD - A105**

Drawing title: **TROs SHEET 1 OF 15**

Drawing status: **FOR INFORMATION**

Scale: 1:500 @ A1

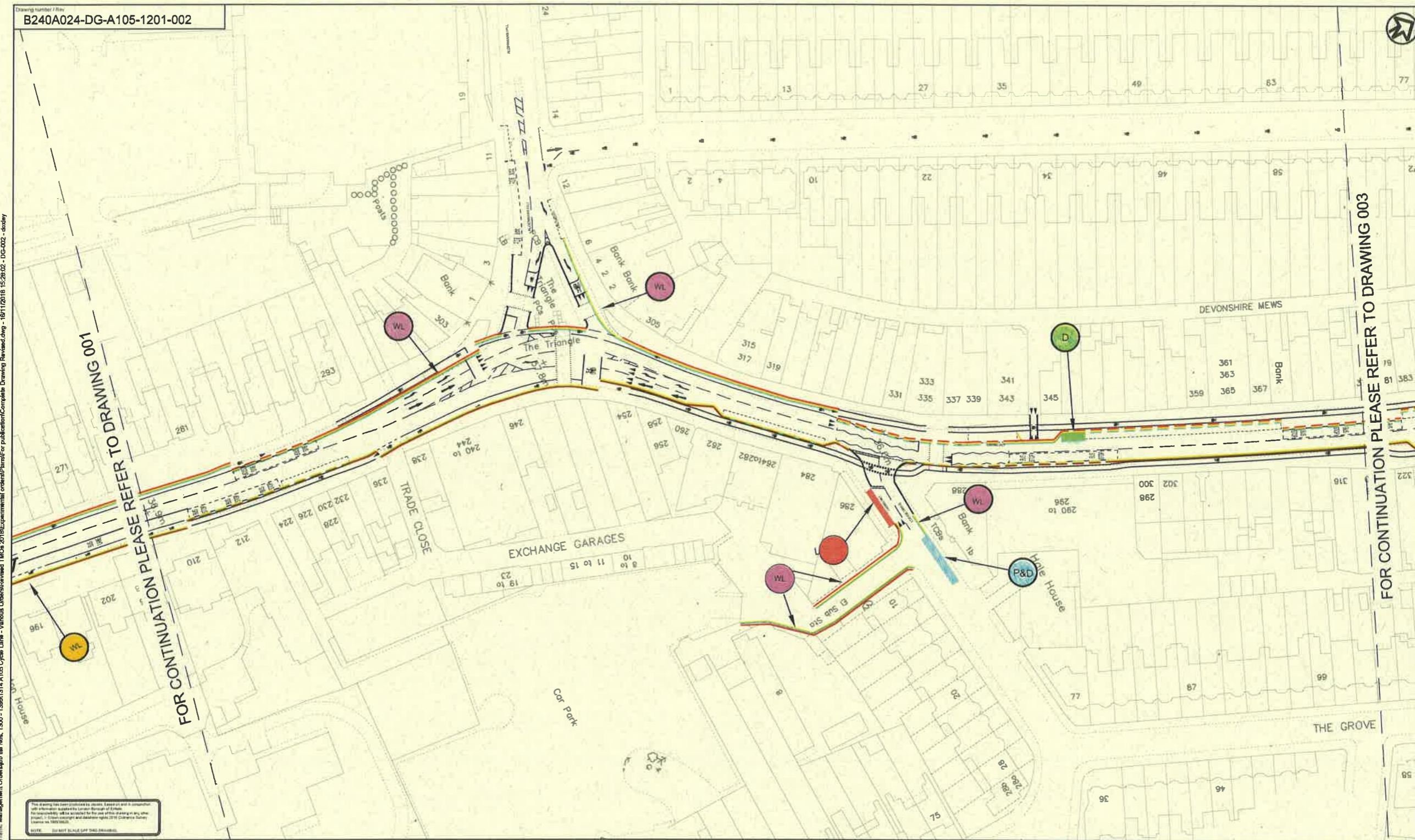
Job No: B240A024

Client no: \_\_\_\_\_

Drawing number: **B240A024-DG-A105-1201-001**

Rev: -

B240A024-DG-A105-1201-002



Drawing number / Rev: B240A024-DG-A105-1201-002

FOR CONTINUATION PLEASE REFER TO DRAWING 001

FOR CONTINUATION PLEASE REFER TO DRAWING 003

This drawing has been produced by a computer. It is not to be used in whole or in part for any other purpose than that for which it was prepared. It is the responsibility of the user to ensure that the drawing is used in accordance with the intended purpose and that all necessary precautions are taken to ensure that the drawing is used in accordance with the intended purpose.

| KEY |   |
|-----|---|
|     | Experimental Loading Bay                                  |
|     | Experimental Waiting and Loading Restrictions (Waiting)   |
|     | Experimental Waiting and Loading Restrictions (Loading)   |
|     | Experimental Disabled Bay                                 |
|     | Experimental Stop and Shop Bay                            |
|     | Experimental Free Parking Bay                             |
|     | Experimental Pay and Display Bay                          |
|     | Dimension   |
|     | Experimental Waiting Restrictions                         |
|     | Experimental Waiting Restrictions subject to other Orders |
|     | Experimental Loading Restrictions                         |
|     | Experimental Loading Restrictions subject to other Orders |

**Notes**  
 1. Do not scale from the drawing.  
 2. All dimensions are in metres unless otherwise stated.

**RINGWAY JACOBS**  
 integrated expertise

Client: \_\_\_\_\_

Project: **CYCLE ENFIELD - A105**

|                           |                           |
|---------------------------|---------------------------|
| <b>TROs SHEET 2 OF 15</b> |                           |
| FOR INFORMATION           |                           |
| Scale:                    | 1:500 @ A1                |
| Client Ref:               | B240A024                  |
| Client No.:               |                           |
| Drawing number:           | B240A024-DG-A105-1201-002 |
| Rev:                      |                           |

This drawing is not to be used in whole or part other than for the intended purpose and project as defined on this drawing. Refer to the contract for full terms and conditions.

Drawing number / Rev  
**B240A024-DG-A105-1201-003**



FOR CONTINUATION PLEASE REFER TO DRAWING 002

FOR CONTINUATION PLEASE REFER TO DRAWING 004

This drawing has been produced by Jacobs, based on and in compliance with information provided by the Client through its EIR. Jacobs is not responsible for any errors or omissions in any other information. © Crown Copyright and database rights (2012) Ordnance Survey. Licence No. 100037628.

**Key:**

|  |   |  |   |
|--|---|--|---|
|  | Experimental Loading Bay                                |  | Experimental Free Parking Bay                             |
|  | Experimental Waiting and Loading Restrictions (Waiting) |  | Experimental Pay and Display Bay                          |
|  | Experimental Waiting and Loading Restrictions (Loading) |  | Dimension   |
|  | Experimental Disabled Bay                               |  | Experimental Waiting Restrictions subject to other Orders |
|  | Experimental Stop and Shop Bay                          |  | Experimental Loading Restrictions                         |
|  |   |  | Experimental Loading Restrictions subject to other Orders |

**Notes:**  
 1. Do not scale from the drawing.  
 2. All dimensions are in metres unless otherwise stated.

| Rev | Rev. Date | Purpose of revision | Drawn | Checked | Rev'd | Apprv'd |
|-----|-----------|---------------------|-------|---------|-------|---------|
| -   | 04/05/13  | FOR INFORMATION     |       |         |       |         |

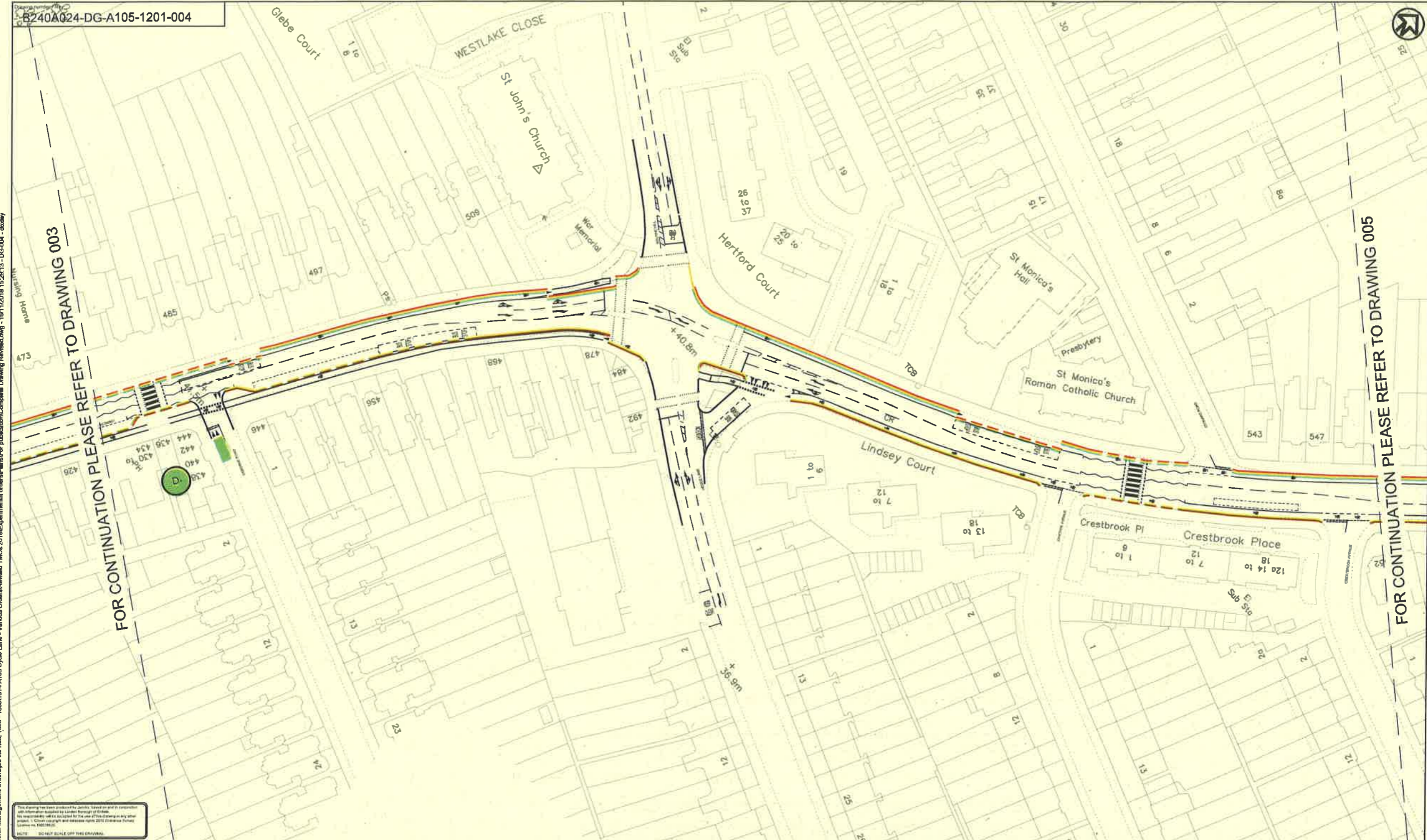
This drawing is not to be used in whole or part other than for the intended purpose and project as defined on this drawing. Refer to the contract for full terms and conditions.

|                      |  |                           |              |
|----------------------|--|---------------------------|--------------|
|                      |  | Drawing title             |              |
| Client               |  | <b>TROs SHEET 3 OF 15</b> |              |
| Project              |  | Drawing status            |              |
| CYCLE ENFIELD - A105 |  | FOR INFORMATION           |              |
| Scale                |  | 1:500 @ A1                | DO NOT SCALE |
| Jacobs No.           |  | B240A024                  |              |
| Client no.           |  |                           |              |
| Drawing number       |  | B240A024-DG-A105-1201-003 |              |
| Rev                  |  |                           |              |

R:\Environment\TRAFFIC ORDER\Permanent Traffic Management Orders\Job file Area\_13001 - 13991\1314\_A105 Cycle Lane - Various Orders\Revised TMOs 2018\Experimental orders\Plans\For publication\Complete Drawing Revised.dwg - 18/11/2018 15:28:45 - DG-003 - dady

B240A024-DG-A105-1201-004

R:\Environment\TRAFFIC ORDERS\Permanent Traffic Management Orders\Job No. 1300 - 1328\1314\A105 Cycle Lane - Various Orders\Revised TMOs 2018\Experimental orders\Final\Publication\Complete Drawing\Revised.dwg - 18/11/2018 15:28:13 - DG-004 - doudy



FOR CONTINUATION PLEASE REFER TO DRAWING 003

FOR CONTINUATION PLEASE REFER TO DRAWING 005

This drawing has been produced by Jacobs based on and in accordance with information supplied by Lincoln Borough of Council. The responsibility will be accepted for the use of this drawing on any other project. © Crown copyright and database rights 2012 Ordnance Survey. Licence No. 100019250.  
 NOTE: DO NOT SCALE OFF THIS DRAWING.

| Rev | Date | For Revision | Prepared | Checked | Approved |
|-----|------|--------------|----------|---------|----------|
|     |      |              |          |         |          |

This drawing is not to be used in whole or part other than for the intended purpose and project as defined on this drawing. Refer to the contract for full terms and conditions.

- Key:**
- Experimental Loading Bay
  - Experimental Waiting and Loading Restrictions (Waiting)
  - Experimental Waiting and Loading Restrictions (Loading)
  - Experimental Disabled Bay
  - Experimental Stop and Shop Bay
  - Experimental Free Parking Bay
  - Experimental Pay and Display Bay
  - Dimension
  - Experimental Waiting Restrictions
  - - - Experimental Waiting Restrictions subject to other Orders
  - Experimental Loading Restrictions
  - - - Experimental Loading Restrictions subject to other Orders

**Notes:**  
 1. Do not scale from the drawing.  
 2. All dimensions are in metres unless otherwise stated.

**RINGWAY JACOBS**  
 Integrated expertise

Client: \_\_\_\_\_

Project: **CYCLE ENFIELD - A105**

**TROs SHEET 4 OF 15**

Drawing title: \_\_\_\_\_

Drawing status: **FOR INFORMATION**

|                 |                           |              |
|-----------------|---------------------------|--------------|
| Scale:          | 1:500 @ A1                | DO NOT SCALE |
| Jacobs No:      | B240A024                  |              |
| Client no:      |                           |              |
| Drawing number: | B240A024-DG-A105-1201-004 |              |
| Rev:            |                           |              |

Drawing number / Rev  
**B240A024-DG-A105-1201-005**

FOR CONTINUATION PLEASE REFER TO DRAWING 004

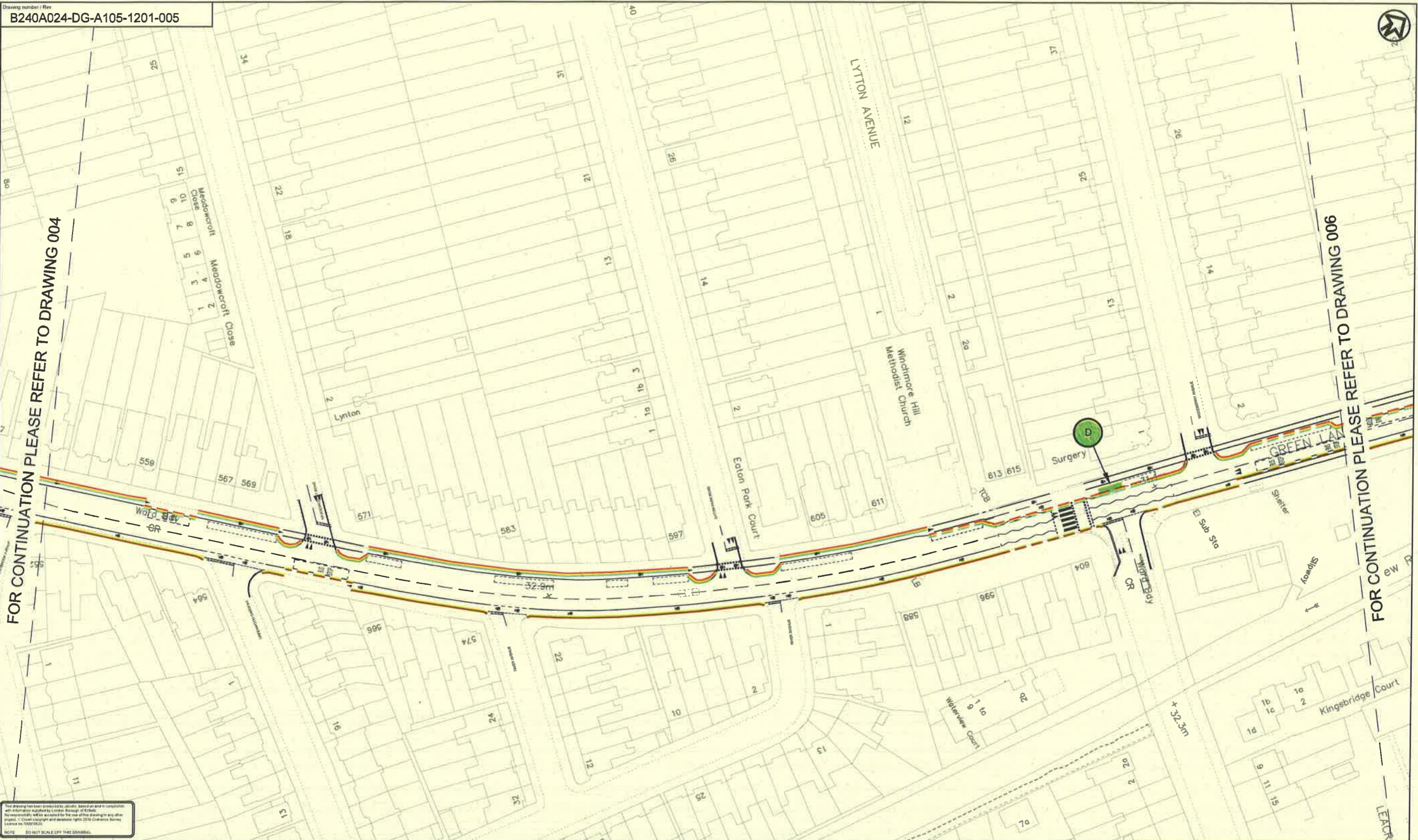
This drawing has been produced by Jacobs, based on and in consultation with information supplied by London Borough of Enfield. No responsibility will be accepted for the use of this drawing in any other context. © Crown Copyright and Database right 2016 Ordnance Survey Licence No. 100019322.

| Rev | Rev. Date | PURPOSE/REVISION    | JOC   | JOC     | NM      | NM       |
|-----|-----------|---------------------|-------|---------|---------|----------|
| -   | 04/05/16  | FOR INFORMATION     |       |         |         |          |
|     |           | Purpose of revision | Drawn | Checked | Revised | Approved |

This drawing is not to be used in whole or part other than for the intended purpose and project as defined on this drawing. Refer to the contract for full terms and conditions.

| Key: |   |
|------|---|
|      | Experimental Loading Bay                                  |
|      | Experimental Free Parking Bay                             |
|      | Experimental Waiting and Loading Restrictions (Waiting)   |
|      | Experimental Waiting and Loading Restrictions (Loading)   |
|      | Experimental Disabled Bay                                 |
|      | Experimental Stop and Shop Bay                            |
|      | Experimental Pay and Display Bay                          |
|      | Dimension   |
|      | Experimental Waiting Restrictions                         |
|      | Experimental Waiting Restrictions subject to other Orders |
|      | Experimental Loading Restrictions                         |
|      | Experimental Loading Restrictions subject to other Orders |

**Notes**  
 1. Do not scale from the drawing.  
 2. All dimensions are in metres unless otherwise stated.



FOR CONTINUATION PLEASE REFER TO DRAWING 006

**RINGWAY JACOBS**  
 integrated expertise

Client: \_\_\_\_\_

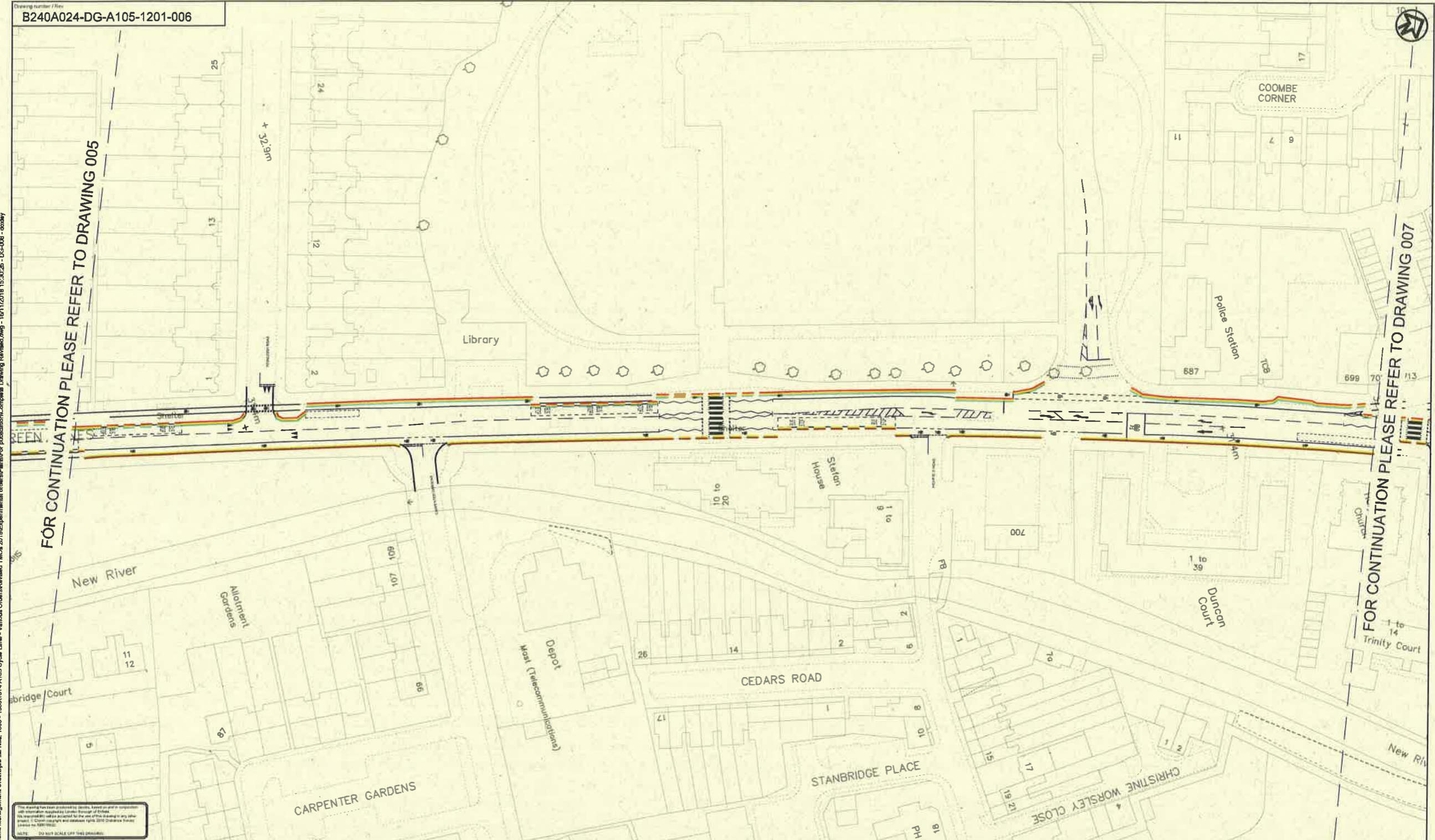
Project: **CYCLE ENFIELD - A105**

Drawing title: **TROs SHEET 5 OF 15**

Drawing status: **FOR INFORMATION**

|                 |                                  |              |
|-----------------|----------------------------------|--------------|
| Scale:          | 1:500 @ A1                       | DO NOT SCALE |
| Jacobs No:      | B240A024                         |              |
| Client no:      |                                  |              |
| Drawing number: | <b>B240A024-DG-A105-1201-005</b> | Rev: -       |

Drawing number / Rev  
**B240A024-DG-A105-1201-006**



FOR CONTINUATION PLEASE REFER TO DRAWING 005

FOR CONTINUATION PLEASE REFER TO DRAWING 007

This drawing has been produced by means of a computer using information supplied by London Borough of Enfield. The responsibility for the accuracy of the information is not accepted by the author of this drawing in any other context. © Crown copyright and database rights 2010 Ordnance Survey. Licence no. 100019284.

| Rev. | Rev. Date | Purpose of revision | Drawn | Checked | Rev'd | Appr'd |
|------|-----------|---------------------|-------|---------|-------|--------|
|      |           |                     |       |         |       |        |

This drawing is not to be used in whole or part other than for the intended purpose and project as defined on this drawing. Refer to the contract for full terms and conditions.

| Key |   |
|-----|---|
|     | Experimental Loading Bay                                  |
|     | Experimental Waiting and Loading Restrictions (Waiting)   |
|     | Experimental Waiting and Loading Restrictions (Loading)   |
|     | Experimental Disabled Bay                                 |
|     | Experimental Stop and Shop Bay                            |
|     | Experimental Free Parking Bay                             |
|     | Experimental Pay and Display Bay                          |
|     | Dimension   |
|     | Experimental Waiting Restrictions                         |
|     | Experimental Waiting Restrictions subject to other Orders |
|     | Experimental Loading Restrictions                         |
|     | Experimental Loading Restrictions subject to other Orders |

**Notes**  
 1. Do not scale from the drawing.  
 2. All dimensions are in metres unless otherwise stated.

**RINGWAY JACOBS**  
 Integrated expertise

Client: **CYCLE ENFIELD - A105**

Project: **CYCLE ENFIELD - A105**

Drawing title: **TROs SHEET 6 OF 15**

Drawing status: **FOR INFORMATION**

Scale: 1:500 @ A1  
 Drawing no: B240A024  
 Client no:   
 Drawing number: **B240A024-DG-A105-1201-006**

Drawing number / Rev  
 B240A024-DG-A105-1201-007



FOR CONTINUATION PLEASE REFER TO DRAWING 006

FOR CONTINUATION PLEASE REFER TO DRAWING 008

This drawing has been produced by means of a computer and the information is subject to the accuracy of the data supplied. It is not to be used for any other purpose. It is the user's responsibility to ensure that the drawing is used for the intended purpose and project as defined on the drawing. Refer to the contract for full terms and conditions.

| Rev      | Rev. Date | Purpose of revision | Drawn | Checked | Rev'd | Approved |
|----------|-----------|---------------------|-------|---------|-------|----------|
| 04/09/18 |           | FOR INFORMATION     | JOC   | JOC     | NH    | NH       |

| Key: |   |
|------|---|
|      | Experimental Loading Bay                                  |
|      | Experimental Waiting and Loading Restrictions (Waiting)   |
|      | Experimental Waiting and Loading Restrictions (Loading)   |
|      | Experimental Disabled Bay                                 |
|      | Experimental Stop and Shop Bay                            |
|      | Experimental Free Parking Bay                             |
|      | Experimental Pay and Display Bay                          |
|      | Dimension   |
|      | Experimental Waiting Restrictions                         |
|      | Experimental Waiting Restrictions subject to other Orders |
|      | Experimental Loading Restrictions                         |
|      | Experimental Loading Restrictions subject to other Orders |

**Notes**  
 1. Do not scale from the drawing.  
 2. All dimensions are in metres unless otherwise stated.

**RINGWAY JACOBS**  
 integrated expertise

Client: \_\_\_\_\_  
 Project: CYCLE ENFIELD - A105

Drawing title:  
**TROs SHEET 7 OF 15**

Drawing status:  
**FOR INFORMATION**

Scale: 1:500 @ A1  
 Jacobs Ref: B240A024  
 Client ref: \_\_\_\_\_

Drawing number: B240A024-DG-A105-1201-007  
 Rev: \_\_\_\_\_

Drawing Number / Rev  
 B240A024-DG-A105-1201-008



FOR CONTINUATION PLEASE REFER TO DRAWING 007

FOR CONTINUATION PLEASE REFER TO DRAWING 009

This drawing has been produced by Jacobs, based on any information provided by the client. Jacobs does not accept any liability for the use of this drawing in any other context. Jacobs warrants and warrants rights 2014 Cadmus Survey Limited on 10/10/18.

NOTE: SEE A105 SCALE OFF THIS DRAWING.

| FOR INFORMATION |           |                     |       |         |
|-----------------|-----------|---------------------|-------|---------|
| Rev             | Rev. Date | Purpose of revision | Drawn | Checked |
| 04/05/18        |           |                     | JOC   | JOC     |
|                 |           |                     | NI    | NI      |

This drawing is not to be used in whole or part other than for the intended purpose and project as defined on this drawing. Refer to the contract for full terms and conditions.

| Key: |   |
|------|---|
|      | Experimental Loading Bay                                  |
|      | Experimental Waiting and Loading Restrictions (Waiting)   |
|      | Experimental Waiting and Loading Restrictions (Loading)   |
|      | Experimental Disabled Bay                                 |
|      | Experimental Stop and Shop Bay                            |
|      | Experimental Free Parking Bay                             |
|      | Experimental Pay and Display Bay                          |
|      | Dimension   |
|      | Experimental Waiting Restrictions                         |
|      | Experimental Waiting Restrictions subject to other Orders |
|      | Experimental Loading Restrictions                         |
|      | Experimental Loading Restrictions subject to other Orders |

**Notes**  
 1. Do not scale from the drawing.  
 2. All dimensions are in metres unless otherwise stated.



**RINGWAY JACOBS**  
 integrated expertise

Client: \_\_\_\_\_

Project: **CYCLE ENFIELD - A105**

Drawing title: **TROs SHEET 8 OF 15**

Drawing status: **FOR INFORMATION**

Scale: 1:500 @ A1 **DO NOT SCALE**

Jacobs No. B240A024

Client ref. \_\_\_\_\_

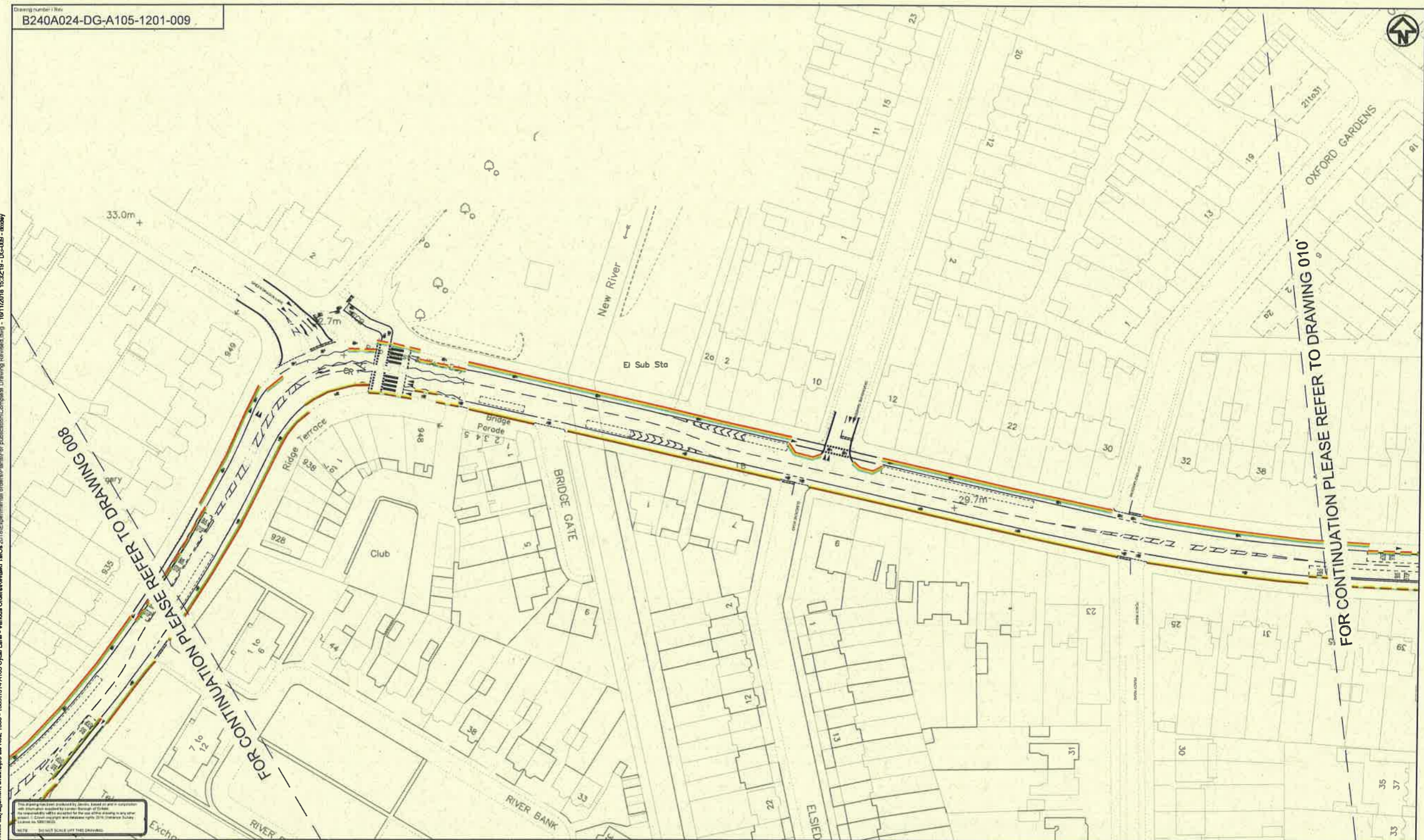
Drawing number: **B240A024-DG-A105-1201-008**

Rev. \_\_\_\_\_

R:\Environment\TRAFFIC ORDER\Environment\Traffic Management Orders\Job file Nos. 1300 - 1399\1314 A105 Cycle Lane - Various Orders\Revised TMOs 2018\Experimental orders\Plans\For publication\Complete Drawing Revised.dwg - 18/11/2018 15:31:40 - DC-008 - dabbey



Drawing number / Rev  
 B240A024-DG-A105-1201-009



R:\Environment\TRAFFIC ORDER\Permanent Traffic Management Order\Job No. 1300 - 1362\1314 A105 Cycle Law - Various Orders\Revised TMOs 2018\Experimental Plans\Plan\Rev\Publication\Complete Drawing\Revised.dwg - 18/11/2018 15:32:19 - DC-009 - abday

This drawing has been produced by AutoCAD based on a plan or computer-aided design supplied by the user. The user is responsible for the accuracy of the data and the user of this drawing is advised to check the drawing against the original data. This drawing is not to be used in whole or part other than for the intended purpose and project as defined on this drawing. Refer to the contract for full terms and conditions.

| Rev    | Rev. Date | Purpose of revision | Drawn | Checked | Issue | Revise |
|--------|-----------|---------------------|-------|---------|-------|--------|
| 040518 |           | FOR INFORMATION     |       |         |       |        |

- Rev:**
- Experimental Loading Bay
  - Experimental Waiting and Loading Restrictions (Waiting)
  - Experimental Waiting and Loading Restrictions (Loading)
  - Experimental Disabled Bay
  - Experimental Stop and Shop Bay
  - Experimental Free Parking Bay
  - Experimental Pay and Display Bay
  - Dimension
  - Experimental Waiting Restrictions
  - Experimental Waiting Restrictions subject to other Orders
  - Experimental Loading Restrictions
  - Experimental Loading Restrictions subject to other Orders

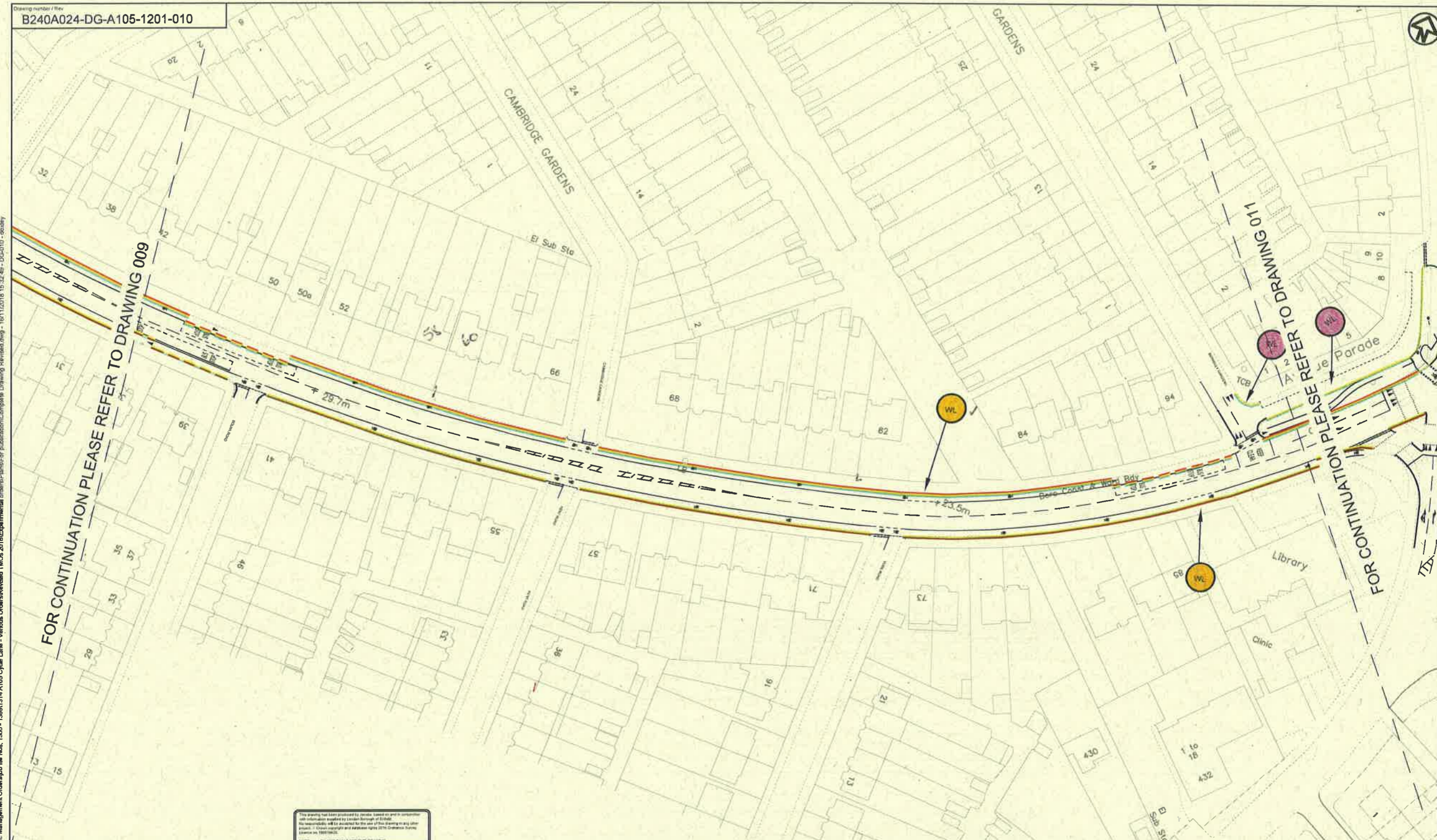
**Notes**  
 1. Do not scale from the drawing.  
 2. All dimensions are in metres unless otherwise stated.

**RINGWAY**  
 TROs  
 SHEET 09  
 OF 15

Project: CYCLE ENFIELD - A105

|                                 |                           |                     |   |
|---------------------------------|---------------------------|---------------------|---|
| Drawing title                   |                           | TROs SHEET 09 OF 15 |   |
| Drawing status: FOR INFORMATION |                           |                     |   |
| Scale:                          | 1:500 @ A1                | DO NOT SCALE        |   |
| Revision No:                    | B240A024                  |                     |   |
| Client No:                      |                           |                     |   |
| Drawing number:                 | B240A024-DG-A105-1201-009 | Rev:                | - |

Drawing number / Rev  
 B240A024-DG-A105-1201-010



R:\Environment\TRAFFIC ORDER\Permanent Traffic Management Orders\1314 A105 Cycle Lane - Various Orders\Revised TMOs 2018\Experimental orders\Plans\Final For publication\Cycle Lane Drawing Revised.dwg - 16/11/2018 15:32:48 - DG-010 - acb/ky

This drawing has been prepared by Jacobs based on data in computer files and information supplied by London Borough of Enfield. The responsibility will be accepted by the user of this drawing in any other context. It should not be used for any other purpose. It is issued on the basis of the information supplied. Jacobs is not responsible for any errors or omissions. Jacobs is not responsible for any errors or omissions. Jacobs is not responsible for any errors or omissions.

| Key |   |
|-----|---|
|     | Experimental Loading Bay                                  |
|     | Experimental Waiting and Loading Restrictions (Waiting)   |
|     | Experimental Waiting and Loading Restrictions (Loading)   |
|     | Experimental Disabled Bay                                 |
|     | Experimental Qtop and Qtop Day                            |
|     | Experimental Free Parking Bay                             |
|     | Experimental Pay and Display Bay                          |
|     | Dimension   |
|     | Experimental Waiting Restrictions                         |
|     | Experimental Waiting Restrictions subject to other Orders |
|     | Experimental Loading Restrictions                         |
|     | Experimental Loading Restrictions subject to other Orders |

**Notes**  
 1. Do not scale from the drawing.  
 2. All dimensions are in metres unless otherwise stated.

| Rev | Rev. Date | Purpose of revision | Drawn | Checked | Rev'd | App'd |
|-----|-----------|---------------------|-------|---------|-------|-------|
|     |           |                     |       |         |       |       |

This drawing is not to be used in whole or part other than for the intended purpose and project as defined on this drawing. Refer to the contract for full terms and conditions.

|  |  |   |  |
|--|--|---|--|
|  |  | Drawing title<br><b>TROs<br/>         SHEET 10<br/>         OF 15</b> |  |
| Client<br><br>                                     |  | Drawing status<br><b>FOR INFORMATION</b>                              |  |
| Project<br><b>CYCLE ENFIELD - A105</b>             |  | Scale<br>1:500 @ A1<br>DO NOT SCALE                                   |  |
| Drawing number<br><b>B240A024-DG-A105-1201-010</b> |  | Rev<br>-  |  |